






FINAL RESULTS



# NATIONAL AAU JUNIOR OLYMPIC CHAMPIONSHIPS

- SWIMMING AND DIVING
- TRACK AND FIELD
- TRAMPOLINE
- GYMNASTICS

AUGUST 10, 11, 12, 1970  
KNOXVILLE, TENNESSEE

NATIONAL SPONSOR  
QUAKER OATS COMPANY

SANCTIONED BY  
SOUTHEASTERN ASSOCIATION OF THE AAU

IN COOPERATION WITH  
THE UNIVERSITY OF TENNESSEE

NATIONAL AAU JUNIOR OLYMPICS  
 August 12, 1970  
 UNIVERSITY OF TENNESSEE  
 TOM BLACK TRACK  
 KNOXVILLE, TENNESSEE

TRACK AND FIELD (FINALS)

<u>PLACE</u>	<u>REGION</u>	<u>NAME</u>	<u>ADDRESS</u>	<u>HT/DIS/TIME</u>
<u>1. 120 HIGH HURDLES - BOYS</u>				
1	XIII	Al Hall	Inglewood, California	13.8*
2	VI	Jeff Parks	Dayton, Ohio	14.4
3	III	Charles Foster	Gaffney, South Carolina	14.6
4	X	Doug Max	Greeley, Colorado	14.6
5	VII	Steve Casey	Cherokee, Iowa	14.8
6	XIV	Mark Giltner	Concord, Tennessee	15.0
7	I	Lennox Montrose	Brooklyn, New York	15.1
8	IX	Don Brown	Abilene, Texas	16.8
9	XII	Jerry Delur	Seattle, Washington	14.9
10	XI	Jerry Johnson	Moorehead, Minnesota	15.1
11	IV	Quincy Welch	Pompano Beach, Florida	15.2
12	V	Joe Kahiapo	Honolulu, Hawaii	15.4
13	VIII	Bradley Brown	Mt. Vernon, Missouri	15.4
<u>2. 80 LOW HURDLES - GIRLS</u>				
1	VI	Deby Lansky	Taylor, Michigan	9.9
2	II	Carol Thompson	Newark, Delaware	10.2
3	XI	Mary Lalum	Kalisbel, Montana	10.5
4	X	Linda Smith	Aurora, Colorado	10.6
5	XII	Judy Potter	Spokane, Washington	10.7
6	VII	Patty Barry	Grant, Nebraska	10.8
7	IX	Nancy Kaiser	Center Point, Texas	11.0
8	VIII	Susie Winningham	Hennessey, Oklahoma	11.0
9	IV	Nancy Roberson	Jacksonville, Florida	11.3
10	XIII	Janet Benford	Richmond, California	11.6
11	XIV	Lisa Hanvey	Nashville, Tennessee	12.2
12	III	Connie Kulp	Charlotte, North Carolina	12.6
13	I	Kennetha Goulding	Lexington, Massachusetts	12.9
14	V	Shirleen Miguel	Honolulu, Hawaii	13.2

\*Broke record

TRACK AND FIELD (FINALS) CONTINUED

Page 2

<u>PLACE</u>	<u>REGION</u>	<u>NAME</u>	<u>ADDRESS</u>	<u>HT/DIS/TIME</u>
<u>3. 100 YARD DASH - BOYS</u>				
1	I	Harold Williams	Queens, New York	9.5*
2	IX	Robert Perry	Port Arthur, Texas	9.7
3	VI	Eric Pennick	Cleveland, Ohio	9.8
4	IV	Eddie Sutton	Miami, Florida	9.8
5	VIII	Allan Hart	Junction City, Kansas	9.8
6	XIII	Frank Berry	Inglewood, California	9.8
7	X	Michael Walker	Denver, Colorado	10.0
8	XII	Ricky Eatmon	Portland, Oregon	10.0
9	II	Arvid Lee	Arden, Maryland	9.9
10	III	Van Carter	Charlotte, North Carolina	10.0
11	XIV	Andre Releford	Kingsport, Tennessee	10.1
12	VII	Jim Novak	Pender, Nebraska	10.1
13	XI	Mike Flynn	Anaconda, Montana	10.2
14	V	Howard Young	Honolulu, Hawaii	10.3
<u>4. 100 YARD DASH - GIRLS</u>				
1	VIII	Jill Thomas	St. Louis, Missouri	10.8
2	VI	Diane Hughes	Newton Falls, Ohio	10.8
3	II	Sharlene Johnson	East Orange, New Jersey	10.9
4	X	Charlotte Hawkins	Denver, Colorado	11.0
5	I	Kathy Guiney	Needham, Massachusetts	11.0
6	XIII	Donna Beckstrom	Torrance, California	11.3
7	III	Theresa Montgomery	Atlanta, Georgia	11.4
8	XI	Debbie Hileman	White Fish, Montana	11.5
9	XII	Wanda Taylor	Springfield, Oregon	11.5
10	VII	Bev Kemp	Milwaukee, Wisconsin	11.8
11	XIV	Conchita Simonton	Kingsport, Tennessee	11.8
12	IX	Elizabeth LaBome	Houston, Texas	11.8
13	IV	Doris Thomas	Miami, Florida	12.3
<u>5. 440 YARD DASH - BOYS</u>				
1	VI	Earl Richardson	Dayton, Ohio	47.3*
2	IV	Joel Garren	Bradenton, Florida	47.8
3	IX	Horace Grant	Houston, Texas	48.2
4	VII	Harry Bartling	Bridgeport, Nebraska	48.2
5	II	Charles Curtis	Ambler, Pennsylvania	48.4
6	XII	David Hagmeier	Portland, Oregon	48.7
7	I	Carl Summerlin	Queens, New York	48.9
8	X	Eddie Franco	El Paso, Texas	51.1
9	VIII	Paul Klover	Sedalia, Missouri	50.5
10	XIV	Doran Marcus	Johnson City, Tennessee	50.8
11	XI	Bob Zimney	Gardner, North Dakota	51.1
12	XIII	Doug Gregory	Culver City, California	51.5
13	V	Willard Gouvoia	Honolulu, Hawaii	54.6
14	III	Ervin Gibson	Charlotte, N. Carolina	1:01.0

\*Broke record

TRACK AND FIELD (FINALS) CONTINUED

<u>PLACE</u>	<u>REGION</u>	<u>NAME</u>	<u>ADDRESS</u>	<u>HT/DIS/TIME</u>
<b>6. 440 YARD DASH - GIRLS</b>				
1	X	Jennifer Hughes	Aurora, Colorado	55.3*
2	IX	Elizabeth LaBome	Houston, Texas	56.5
3	VI	Maesper West	Chicago, Illinois	56.5
4	XIII	Kathy Leineke	Ventura, California	59.1
5	XII	Mary Berg	Eugene, Oregon	59.7
6	II	Gail Jefferson	North Wales, Pennsylvania	1:00.6
7	VIII	Jill Thomas	St. Louis, Missouri	1:01.4
8	XI	Debbie Hilemann	White Fish, Montana	1:03.2
9	I	Denise Hooten	East Orange, New Jersey	58.8
10	III	Joan Rogers	Decatur, Georgia	1:00.7
11	VII	Carol Schropfer	Tobias, Nebraska	1:01.7
12	IV	Charlotte Thackeray	Orlando, Florida	1:02.4
13	XIV	Karolyn Miller	Nashville, Tennessee	1:03.2

**7. 220 YARD DASH - GIRLS**

1	VI	Robyn Russell	Cleveland, Ohio	24.3*
2	I	Kathy Guiney	Needham, Massachusetts	24.5
3	XIII	Donna Beckstrom	Torrance, California	24.7
4	VIII	Diane Grout	Mankato, Kansas	25.3
5	X	Charlotte Hawkins	Denver, Colorado	25.7
6	III	Karen Willis	Atlanta, Georgia	26.0
7	XI	Lonie Ryan	Missoula, Montana	26.2
8	II	Shirley Hall	Philadelphia, Pennsylvania	26.5
9	XII	Wanda Taylor	Springfield, Oregon	26.3
10	XIV	Conchita Simonton	Kingsport, Tennessee	26.6
11	VII	Kim Gauthier	Hastings, Nebraska	26.9
12	IX	Nancy Kaiser	Center Point, Tennessee	26.9
13	IV	Sandra Heatrice	Miami, Florida	28.2
14	V	Kathy Ko	Honolulu, Hawaii	30.4

**8. 880 YARD RUN - BOYS**

1	I	Manuel Rivera	New London, Connecticut	1:54.3
2	II	Dale Bateman	Laurel, Maryland	1:54.6
3	VIII	John Feltner	Russellville, Arkansas	1:54.6
4	XIII	Bob Franek	Whittier, California	1:54.7
5	III	Don Brown	Charlotte, North Carolina	1:55.3
6	IV	Randy Russel	Jacksonville, Florida	1:55.4
7	X	Matt Henry	Albuquerque, New Mexico	1:55.4
8	V	Hardy Hutchinson	Honolulu, Hawaii	N.T.
9	VII	Andre Bunge	Preston, Minnesota	N.T.
10	IX	Mark Klonower	Abilene, Texas	N.T.
11	XI	Bob Zimney	Gardner, North Dakota	N.T.
12	XII	Rollie Russell	Portland, Oregon	N.T.
13	XIV	Henry Nix	Oak Ridge, Tennessee	N.T.
14	VI	Dee Moon	Logansport, Indiana	N.T.

\*Broke record

<u>PLACE</u>	<u>REGION</u>	<u>NAME</u>	<u>ADDRESS</u>	<u>HT/DIS/TIME</u>
<u>9. 880 YARD RUN - GIRLS</u>				
1	VI	Theresa Rulison	East Lansing, Michigan	2:12.4*
2	I	Marilyn Bastian	Jamaica, New York	2:12.5
3	XII	Liane Swegle	Seattle, Washington	2:13.0
4	VIII	Teri Anderson	Leonardville, Kansas	2:13.3
5	XIII	Kim Miller	San Lorenzo, California	2:15.0
6	X	Donna TenEyck	Denver, Colorado	2:15.6
7	III	Joan Rogers	Decatur, Georgia	2:16.8
8	II	Ellen Cornish	Frederick, Maryland	2:17.2
9	IV	Charlotte Thackeray	Orlando, Florida	N.T.
10	V	Lindy Robello	Honolulu, Hawaii	N.T.
11	VII	Kelli Koltyn	Racine, Wisconsin	N.T.
12	IX	Vicki Clark	Houston, Texas	N.T.
13	XI	Lynae Larson	Foxholm, North Dakota	N.T.
14	XIV	Donna Joiner	Lenoir City, Tennessee	N.T.

10. ONE MILE RUN - BOYS

1	VI	Dave Merrick	Mokena, Illinois	4:10.9
2	III	Jimmy Wilkins	Woodsdale, North Carolina	4:11.5
3	XIV	Mark Brown	Johnson City, Tennessee	4:12.6
4	XII	Mack Feig	Eugene, Oregon	4:13.6
5	VIII	Ryan Eichner	Overland Park, Kansas	4:16.5
6	II	Pete Christ	Birdsboro, Pennsylvania	4:16.5
7	XI	Doug Darkoe	Great Falls, Montana	4:16.7
8	X	Ed Zuck	Phoenix, Arizona	4:18.4
9	I	William Sieben	Rahway, New Jersey	N.T.
10	IV	Dennis Skelton	Ft. Lauderdale, Florida	N.T.
11	V	Henry Marsh	Honolulu, Hawaii	N.T.
12	VII	John Beaumier	Kenosha, Wisconsin	N.T.
13	IX	Francis Stillwell	Dallas, Texas	N.T.
14	XIII	Mike Avrea	Manhattan Beach, California	N.T.

11. 440 RELAY - GIRLS

1	REGION VI		47.2
2	REGION IX		47.6
3	REGION X		47.9
4	REGIONS VIII AND XI (tied for 4th)		48.0
6	REGIONS XII and XIII (tied for 6th)		48.1
8	REGION II		48.3
9	REGION I		49.6
10	REGION IV		50.9
11	REGION VII		51.0
12	REGION III		51.2
13	REGION XIV		53.0

\*Broke record

<u>PLACE</u>	<u>REGION</u>	<u>NAME</u>	<u>ADDRESS</u>	<u>HT/DIS/TIME</u>
<u>12. 880 YARD RELAY - BOYS</u>				
1		REGION XIII		1:27.6
2		REGION IX		1:28.3
3		REGION VI		1:29.5
4		REGION VIII		1:30.3
5		REGION II		1:30.6
6		REGION X		1:30.7
7		REGION IV		1:31.0
8		REGION I		1:31.3
9		REGION XIV		1:33.9
10		REGION XI		1:36.5
11		REGION XII		1:36.6
12		REGION V		1:41.7
		REGION III DISQUALIFIED		

13. LONG JUMP - GIRLS

	1	VIII	Moronda Lacy	Wichita Kansas	19-6
	2	XIII	Dora Lee Roberts	Riverdale, California	18-10-1/4
	3	IX	Brenda Van Winkle	Abilene, Texas	19-5-1/4
	4	II	Elizabeth Harris	Shipman, Virginia	18-5
	5	I	Debbie Flippen	Riverhead, New York	18-1-3/4
	6	III	Georgine Hightower	Orangeburg, S. Carolina	17-10
	7	X	Marietta Mullen	Artesia, New Mexico	17-9-3/4
	8	XII	Judy Potter	Spokane, Washington	17-9-1/2
	(9)	VII	Carolyn Call	Anselmo, Nebraska	16-9-1/4
Tie	(9)	IV	Anna Chester	Perrine, Florida	16-9-1/4
	11	XI	Wanda Norris	Kalisbel, Montana	16-2
	12	VI	Barbara Croney	Hopkinsville, Kentucky	16-0-1/2
	13	V	Shirleen Miguel	Honolulu, Hawaii	15-2-3/4
	14	XIV	Virginia Thorpe	Greeneville, Tennessee	15-1-1/2

14. LONG JUMP - BOYS

	1	XIV	Tommy Haynes	Nashville, Tennessee	23-5-3/4
	2	VI	Jeff Parks	Dayton, Ohio	22-10-3/4
	3	XII	Devin Brown	Lacey, Washington	22-8-3/4
	4	II	Alvin Keels	Arlington, Virginia	22-7-3/4
	5	IV	Alvin Brown	Sarasota, Florida	22-2-1/4
	6	VIII	Allan Hart	Junction City, Kansas	21-9-1/2
	7	IX	David Bromberg	Houston, Texas	21-5
	8	I	Richard Glover	Middletown, Connecticut	21-2-1/4
	9	III	Anthony Williamson	Atlanta, Georgia	20-10-1/2
	10	VII	Tim Brechbill	Blair, Nebraska	20-7-1/2
	11	X	Richard Comaduran	El Paso, Texas	20-5-1/2
	12	XIII	Don Moore	Pomona, California	20-3-3/4
	13	XI	Dennis Lehmann	Hurley, South Dakota	19-8-3/4
	14	V	Andrew Estacion	Honolulu, Hawaii	18-6-1/2

<u>PLACE</u>	<u>REGION</u>	<u>NAME</u>	<u>ADDRESS</u>	<u>HT/DIS/TIME</u>
<u>15. HIGH JUMP - GIRLS</u>				
1	IX	Suzie Snider	Waco, Texas	5-4
2	VIII	Clarinda Chesser	Jones, Oklahoma	5-3
3	XII	Shirley Lagestee	Blodgett, Oregon	5-3
4	VI	Sue Schrock	Midland, Michigan	5-1
5	X	Wendy Koenig	Estes Park, Colorado	5-1
6	I	Alice Pfaff	Danvers, Massachusetts	5-1
7	VII	Ramona Sterling	Milwaukee, Wisconsin	5-0
8	XIII	Dora Lee Roberts	Riverdale, California	5-0
9	II	Becky Smith	Johnstown, Pennsylvania	4-10
10	IV	Donna Byrd	Gainesville, Florida	4-8
11	XI	Kim Ereksen	White Fish, Montana	4-8
12	III	Etrulia Harper	Atlanta, Georgia	4-6
13	V	Shirleen Miguel	Honolulu, Hawaii	4-6
14	XIV	Carla Tart	Manchester, Tennessee	---

16. HIGH JUMP - BOYS

1	IX	Gary Kafer	Abilene, Texas	6-8
2	VIII	Randy Smith	McPherson, Kansas	6-6
3	XIII	Kerry Elders	Fresno, California	6-4
4	VII	Kurt Nielsen	Lincoln, Nebraska	6-4
5	VI	Joseph Reccord	Cleveland, Ohio	6-4
6	II	Gary Foreman	Frederick, Maryland	6-2
7	X	Norman Biar	Denver, Colorado	6-2
8	I	Fred Zeiher	Fairfield, New Jersey	6-0

Remainder did not clear starting height of 6-0

III	Lawrence Hurley	Athens, Georgia
IV	Sidney Laverity	Miami, Florida
V	Stacey Inouye	Honolulu, Hawaii
XI	Mike Hale	Missoula, Montana
XII	Darryl Laverdure	Seattle, Washington
XIV	Jesse Agnew	Florence, Alabama

TRACK AND FIELD (FINALS) COMPLETED

<u>PLACE</u>	<u>REGION</u>	<u>NAME</u>	<u>ADDRESS</u>	<u>HT/DIS/TIME</u>
<u>17. SHOT PUT - GIRLS</u>				
1	XII	Dorothy Barnes	Burns, Oregon	43-6-1/4
2	VI	Carol Sims	Chicago, Illinois	42-0-3/4
3	VII	Kathy Trout	Shelby, Montana	41-1
4	XIII	Debbie Nelson	San Lorenzo, California	39-9
5	IX	Suzie Snider	Waco, Texas	38-5-1/2
6	X	Desiree Gronwald	Denver, Colorado	38-2-3/4
7	III	Letitia Edwards	Charlotte, North Carolina	38-1-3/4
8	VIII	Pam Underwood	Crystal City, Missouri	37-2-1/4
9	II	Wendy Sorrick	Robesonia, Pennsylvania	36-5
10	I	Lynda Massey	Hollis, New York	35-10
11	XI	Mary Bain	Kalisbel, Montana	34-9-1/4
12	XIV	Lilly Wright	Nashville, Tennessee	34-1-1/2
13	IV	Denise Begin	Jacksonville, Florida	30-10-1/2
14	V	Barbara Uphouse	Honolulu, Hawaii	29-3-1/4

18. SHOT PUT - BOYS

1	I	Donald Welch	Chatham, New York	57-6-1/2
2	X	Tom Wallace	Denver, Colorado	57-2-1/4
3	II	Ron Stanton	Philadelphia, Pennsylvania	56-3-1/2
4	VI	Alvin Everett	Chicago, Illinois	55-3-3/4
5	XI	Rick Beck	Mitchell, South Dakota	54-6-1/4
6	IX	Jack West	Mart, Texas	54-5-1/2
7	VII	Patrick Burns	Milwaukee, Wisconsin	53-0
8	III	Charles Waddell	Southern Pines, N. C.	52-10
9	XII	George Sutherland	Port Townsend, Washington	51-4-3/4
10	IV	David Simmons	Hialeah, Florida	51-4
11	XIII	Steve Bowen	Sunnyvale, California	51-3-1/2
12	VIII	Charles Niswonger	Cape Girardeau, Missouri	50-6-1/4
13	V	Tilio Lolotai	Honolulu, Hawaii	50-4
14	XIV	Douglas Charlton	Kingsport, Tennessee	46-10