

1972 NATIONAL AAU JUNIOR OLYMPICS

SWIMMING COMPETITION

Stanley Witter Pool

Thursday, August 17—9:00 Preliminaries; 3:30 Finals

GIRLS 11-12 100 M BUTTERFLY

National Junior Olympics Record 1:09.2
Rosemarle Seaman—Florida (1970)



| Heat | Lane | Name | Address | Region | Q. Time | Time |
|------|------|------------------|------------------------|--------|---------|-------|
| 1 | 1 | Alyce Suenaga | Pearl City, H.I. | 5 | 1:18.8 | _____ |
| | 2 | Cathy Scott | Augusta, Georgia | 3 | 1:16.0 | _____ |
| | 3 | Beth Zauner | Gainesville, Florida | 4 | 1:13.6 | _____ |
| | 4 | Pam Shettle | Baltimore, Maryland | 2 | 1:11.9 | _____ |
| | 5 | Marcey Riggs | Anoka, Michigan | 7 | 1:12.8 | _____ |
| | 6 | Diann Dunlevy | Grand Forks, Minnesota | 11 | 1:15.43 | _____ |
| | 7 | Jamie Durham | Kennewick, Washington | 14 | 1:17.6 | _____ |
| 2 | 1 | Karen Kramer | Balwin, Missouri | 8 | 1:18.0 | _____ |
| | 2 | Nancy Soden | Bloomfield, New Jersey | 1 | 1:15.8 | _____ |
| | 3 | Laurie Peterssen | Phoenix, Arizona | 10 | 1:13.6 | _____ |
| | 4 | Jill Shirley | Sacramento, California | 13 | 1:10.4 | _____ |
| | 5 | Monica Rudy | South Bend, Indiana | 6 | 1:12.63 | _____ |
| | 6 | Robin Stevens | Portland, Oregon | 12 | 1:15.0 | _____ |
| | 7 | Catherine Vayda | New Orleans, Louisiana | 9 | 1:17.1 | _____ |

Finals (Write Names In)

| Lane | Name | Region | Place | Time |
|------|-------|--------|-------|-------|
| 1 | _____ | _____ | _____ | _____ |
| 2 | _____ | _____ | _____ | _____ |
| 3 | _____ | _____ | _____ | _____ |
| 4 | _____ | _____ | _____ | _____ |
| 5 | _____ | _____ | _____ | _____ |
| 6 | _____ | _____ | _____ | _____ |
| 7 | _____ | _____ | _____ | _____ |
| 8 | _____ | _____ | _____ | _____ |



BOYS 11-12 100 M BUTTERFLY

National Junior Olympics Record 1:06.5
James Densmore—Maryland (1968)

| Heat | Lane | Name | Address | Region | Q. Time | Time |
|------|------|-----------------|--------------------------|--------|---------|-------|
| 1 | 1 | Brian McGuire | Yakima, Washington | 14 | 1:19.8 | _____ |
| | 2 | Kevin McCarron | Brighton, Michigan | 7 | 1:14.6 | _____ |
| | 3 | Corey Killpack | Magna, Utah | 10 | 1:13.6 | _____ |
| | 4 | Dan Menichella | Levittown, Pennsylvania | 2 | 1:10.2 | _____ |
| | 5 | Brad Wendler | Northport, New York | 1 | 1:09.2 | _____ |
| | 6 | Jay Risley | Indianapolis, Indiana | 6 | 1:09.75 | _____ |
| | 7 | Brant Schroeder | Kenner, Louisiana | 9 | 1:11.8 | _____ |
| 2 | 1 | Steve Libby | Honolulu, H.I. | 5 | 1:16.5 | _____ |
| | 2 | Bruce Sawyer | Eugene, Oregon | 12 | 1:12.1 | _____ |
| | 3 | Matt DeForest | Manchester, Missouri | 8 | 1:10.1 | _____ |
| | 4 | Jeff Float | Sacramento, California | 13 | 1:06.6 | _____ |
| | 5 | Billy Brigham | Mobile, Alabama | 3 | 1:09.5 | _____ |
| | 6 | Bobby Cooper | Orlando, Florida | 4 | 1:11.3 | _____ |
| | 7 | Mike Tormey | Rapid City, South Dakota | 11 | 1:14.41 | _____ |

Finals (Write Names In)

| Lane | Name | Region | Place | Time |
|------|-------|--------|-------|-------|
| 1 | _____ | _____ | _____ | _____ |
| 2 | _____ | _____ | _____ | _____ |
| 3 | _____ | _____ | _____ | _____ |
| 4 | _____ | _____ | _____ | _____ |
| 5 | _____ | _____ | _____ | _____ |
| 6 | _____ | _____ | _____ | _____ |
| 7 | _____ | _____ | _____ | _____ |
| 8 | _____ | _____ | _____ | _____ |

1972 NATIONAL JUNIOR OLYMPICS EXPRESSES APPRECIATION TO:

Spokane Fire Department
Spokane Police Department
Lawton Printing, Inc.

Spokane Park Board
Spokane School District #81
Alpha Delta Gamma

1972 NATIONAL AAU JUNIOR OLYMPICS

SWIMMING COMPETITION

Stanley Witter Pool

Thursday, August 17—9:00 Preliminaries; 3:30 Finals



GIRLS 13-14 100 M BUTTERFLY

National Junior Olympics Record 1:07.5
Beply Walton—Florida (1967)

| Heat | Lane | Name | Address | Region | Q. Time | Time |
|------|------|------------------|----------------------------|--------|---------|-------|
| 1 | 1 | Barbara McGuire | Pearl City, H.I. | 5 | 1:17.1 | _____ |
| | 2 | Margot Hagstette | Houston, Texas | 9 | 1:13.0 | _____ |
| | 3 | Kathy Hemmer | Littleton, Colorado | 10 | 1:10.6 | _____ |
| | 4 | Debbie Loob | San Pedro, California | 13 | 1:08.0 | _____ |
| | 5 | Sue Gruszczynski | Beryin, Pennsylvania | 2 | 1:09.7 | _____ |
| | 6 | Sue Nozaki | Portland, Oregon | 12 | 1:11.8 | _____ |
| | 7 | Chris Bond | Yakima, Washington | 14 | 1:15.0 | _____ |
| 2 | 1 | Cindy Reynolds | Topeka, Kansas | 8 | 1:16.8 | _____ |
| | 2 | Missy Bencini | High Point, North Carolina | 3 | 1:13.0 | _____ |
| | 3 | Maureen Mortell | Danbury, Connecticut | 1 | 1:10.2 | _____ |
| | 4 | Rosemary Seaman | Winter Park, Florida | 4 | 1:07.4 | _____ |
| | 5 | Meg Word | Cincinnati, Ohio | 6 | 1:08.27 | _____ |
| | 6 | Trica Marxen | Minnetonka, Michigan | 7 | 1:11.4 | _____ |
| | 7 | Judy Balinske | Williston, North Dakota | 11 | 1:14.72 | _____ |

Finals (Write Names In)

| Lane | Name | Region | Place | Time |
|------|-------|--------|-------|-------|
| 1 | _____ | _____ | _____ | _____ |
| 2 | _____ | _____ | _____ | _____ |
| 3 | _____ | _____ | _____ | _____ |
| 4 | _____ | _____ | _____ | _____ |
| 5 | _____ | _____ | _____ | _____ |
| 6 | _____ | _____ | _____ | _____ |
| 7 | _____ | _____ | _____ | _____ |
| 8 | _____ | _____ | _____ | _____ |



BOYS 13-14 100 M BUTTERFLY

National Junior Olympics Record 1:00.6
Murphy Reinschreiber—Ohio (1968)

| Heat | Lane | Name | Address | Region | Q. Time | Time |
|------|------|-----------------|----------------------------|--------|---------|-------|
| 1 | 1 | Craig Benson | Spokane, Washington | 14 | 1:12.9 | _____ |
| | 2 | Ed Johnson | Lincoln, Nebraska | 7 | 1:04.4 | _____ |
| | 3 | Jon Hayashida | Hilo, Hawaii | 5 | 1:03.4 | _____ |
| | 4 | Tony Bartle | Lansdale, Pennsylvania | 2 | 1:01.1 | _____ |
| | 5 | Mark DeVore | Columbus, Ohio | 6 | 1:03.22 | _____ |
| | 6 | Bruce Rindahl | Denver, Colorado | 10 | 1:03.8 | _____ |
| | 7 | David McCagg | Fort Myers Beach, Florida | 4 | 1:05.2 | _____ |
| 2 | 1 | Lars Onsrud | Eugene, Oregon | 12 | 1:06.4 | _____ |
| | 2 | Ronnie Paul | Jackson, Texas | 9 | 1:04.1 | _____ |
| | 3 | Scott Spann | Greenville, South Carolina | 3 | 1:03.4 | _____ |
| | 4 | Dan Christy | Lodi, California | 13 | 59.7 | _____ |
| | 5 | Fred Homans | Bangor, Maine | 1 | 1:03.0 | _____ |
| | 6 | Dave Estes | Bartlesville, Oklahoma | 8 | 1:03.7 | _____ |
| | 7 | Steve Halvorsen | Grand Forks, North Dakota | 11 | 1:04.51 | _____ |

Finals (Write Names In)

| Lane | Name | Region | Place | Time |
|------|-------|--------|-------|-------|
| 1 | _____ | _____ | _____ | _____ |
| 2 | _____ | _____ | _____ | _____ |
| 3 | _____ | _____ | _____ | _____ |
| 4 | _____ | _____ | _____ | _____ |
| 5 | _____ | _____ | _____ | _____ |
| 6 | _____ | _____ | _____ | _____ |
| 7 | _____ | _____ | _____ | _____ |
| 8 | _____ | _____ | _____ | _____ |


the original **Jolly Roger**



MANUFACTURED IN SPOKANE

Featuring the NEW JET inboard-out-board engines. 120 to 390 H.P.

Pictured at right: Model #1900 DGB-Powered with 390 H.P. Berkley Jet Engine. 17 or 19 Ft. Lengths.



"Manufactured in Spokane For The Particular Boat Owner"

Inquire at: **PIONEER ENGINEERING**

Manufacturer of Jolly Roger Boats
Bld. 10 Spokane Industrial Park—Spokane, Wa.

1972 NATIONAL AAU JUNIOR OLYMPICS

SWIMMING COMPETITION

Stanley Witter Pool

Thursday, August 17—9:00 Preliminaries; 3:30 Finals



GIRLS 11-12 100 M BACKSTROKE

National Junior Olympics Record 1:12.5
Melissa Belote—Virginia (1969)

| Heat | Lane | Name | Address | Region | Q. Time | Time |
|------|------|-----------------|-------------------------|--------|---------|-------|
| 1 | 1 | Susan Jackson | Wilmington, Delaware | 2 | 2:40.1 | _____ |
| | 2 | Jamie Durham | Kennewick, Washington | 14 | 1:17.4 | _____ |
| | 3 | Jennifer Nye | Kinston, North Carolina | 3 | 1:16.9 | _____ |
| | 4 | Sue Bird | San Pedro, California | 13 | 1:12.9 | _____ |
| | 5 | Monica Rudy | South Bend, Indiana | 6 | 1:13.43 | _____ |
| | 6 | Gina Layton | Darien, Connecticut | 1 | 1:17.0 | _____ |
| | 7 | Ann Kobayashi | Honolulu, H.I. | 5 | 1:19.9 | _____ |
| 2 | 1 | Becky Martin | Billings, Montana | 11 | 1:22.31 | _____ |
| | 2 | Lanny Schaffer | Topeka, Kansas | 8 | 1:17.3 | _____ |
| | 3 | Kelly Peyton | Portland, Oregon | 12 | 1:16.0 | _____ |
| | 4 | Lisa Hilger | Englewood, Colorado | 10 | 1:12.7 | _____ |
| | 5 | Meg McCully | St. Petersburg, Florida | 4 | 1:13.4 | _____ |
| | 6 | Marcy Riggs | Anoka, Michigan | 7 | 1:16.9 | _____ |
| | 7 | Catherine Vayda | New Orleans, Louisiana | 9 | 1:17.4 | _____ |

Finals (Write Names In)

| Lane | Name | Region | Place | Time |
|------|-------|--------|-------|-------|
| 1 | _____ | _____ | _____ | _____ |
| 2 | _____ | _____ | _____ | _____ |
| 3 | _____ | _____ | _____ | _____ |
| 4 | _____ | _____ | _____ | _____ |
| 5 | _____ | _____ | _____ | _____ |
| 6 | _____ | _____ | _____ | _____ |
| 7 | _____ | _____ | _____ | _____ |
| 8 | _____ | _____ | _____ | _____ |




BOYS 11-12 100 M BACKSTROKE

National Junior Olympics Record 1:09.58
Mark Kousnetz—California (1971)

| Heat | Lane | Name | Address | Region | Q. Time | Time |
|------|------|-----------------|--------------------------|--------|---------|-------|
| 1 | 1 | Brian McGuire | Yakima, Washington | 14 | 1:19.3 | _____ |
| | 2 | James Johnson | Glendale, Arizona | 10 | 1:15.0 | _____ |
| | 3 | Tom Fulton | Pitman, New Jersey | 2 | 1:12.8 | _____ |
| | 4 | David Smith | Cincinnati, Ohio | 6 | 1:09.20 | _____ |
| | 5 | Glenn Zagoria | Fair Lawn, New Jersey | 1 | 1:11.6 | _____ |
| | 6 | Teddy Knapp | Houston, Texas | 9 | 1:14.7 | _____ |
| | 7 | Derek Gasper | Honolulu, H.I. | 5 | 1:16.0 | _____ |
| 2 | 1 | Jim McKenzie | Williston, North Dakota | 11 | 1:18.79 | _____ |
| | 2 | Rick Trelearren | Salem, Oregon | 12 | 1:14.9 | _____ |
| | 3 | Bruce Smith | Waysata, Michigan | 7 | 1:12.4 | _____ |
| | 4 | Walt Hardin | Carmichael, California | 13 | 1:07.9 | _____ |
| | 5 | Billy Brigham | Mobile, Alabama | 3 | 1:11.2 | _____ |
| | 6 | Scott Richards | Miami, Florida | 4 | 1:13.3 | _____ |
| | 7 | David Hall | Jefferson City, Missouri | 8 | 1:15.7 | _____ |

Finals (Write Names In)

| Lane | Name | Region | Place | Time |
|------|-------|--------|-------|-------|
| 1 | _____ | _____ | _____ | _____ |
| 2 | _____ | _____ | _____ | _____ |
| 3 | _____ | _____ | _____ | _____ |
| 4 | _____ | _____ | _____ | _____ |
| 5 | _____ | _____ | _____ | _____ |
| 6 | _____ | _____ | _____ | _____ |
| 7 | _____ | _____ | _____ | _____ |
| 8 | _____ | _____ | _____ | _____ |



BEFORE YOU TAKE THE PLUNGE SEE HOLIDAY POOLS TODAY

Swim like a champion in your own FIBERGLASS INSULATED pool. Why waste precious time traveling to commercial pools when you can condition right in your own backyard. When your not training, the whole family can enjoy the fun times of a HOLIDAY POOL.



PHONE 926-1522

SPOKANE INDUSTRIAL PARK

1972 NATIONAL AAU JUNIOR OLYMPICS

SWIMMING COMPETITION

Stanley Witter Pool

Thursday, August 17—9:00 Preliminaries; 3:30 Finals
GIRLS 13-14 100 M BACKSTROKE

National Junior Olympics Record 1:10.3
Cathy Pembroke—Delaware (1969)



| Heat | Lane | Name | Address | Region | Q. Time | Time |
|------|------|--------------------|----------------------------|--------|---------|-------|
| 1 | 1 | Holly Burns | Pasco, Washington | 14 | 1:18.5 | _____ |
| | 2 | Debbie Freeman | Tacoma, Washington | 12 | 1:15.0 | _____ |
| | 3 | Kris Rhodenbaugh | Cincinnati, Ohio | 6 | 1:12.69 | _____ |
| | 4 | Lu Anne Cramer | Fresno, California | 13 | 1:11.5 | _____ |
| | 5 | Cheryl Carpenter | Elma, New York | 1 | 1:12.1 | _____ |
| | 6 | Holly Radebach | Bloomington, Michigan | 7 | 1:13.2 | _____ |
| | 7 | Mary Moberly | Great Falls, Montana | 11 | 1:16.86 | _____ |
| 2 | 1 | Meg Hutsey | Wichita, Kansas | 8 | 1:17.1 | _____ |
| | 2 | Beth Buchanan | Greenville, South Carolina | 3 | 1:13.3 | _____ |
| | 3 | Gayle McCaughin | Cocoa Beach, Florida | 4 | 1:12.6 | _____ |
| | 4 | Paula Crawford | Baltimore, Maryland | 2 | 1:11.3 | _____ |
| | 5 | Bonnie McPherson | New Orleans, Louisiana | 9 | 1:11.9 | _____ |
| | 6 | Sarah Shannon | Englewood, Colorado | 10 | 1:12.9 | _____ |
| | 7 | Lavonne Richardson | Kailua, H.I. | 5 | 1:15.9 | _____ |

Finals (Write Names In)

| Lane | Name | Region | Place | Time |
|------|-------|--------|-------|------|
| 1 | _____ | | | |
| 2 | _____ | | | |
| 3 | _____ | | | |
| 4 | _____ | | | |
| 5 | _____ | | | |
| 6 | _____ | | | |
| 7 | _____ | | | |
| 8 | _____ | | | |



BOYS 13-14 100 M BACKSTROKE

National Junior Olympics Record 1:03.7
Jim Atwater—Ohio (1970)

| Heat | Lane | Name | Address | Region | Q. Time | Time |
|------|------|-----------------|-----------------------------|--------|---------|-------|
| 1 | 1 | Roger Coburn | Yakima, Washington | 14 | 1:14.8 | _____ |
| | 2 | Kimo McClellan | Kaneohe, H.I. | 5 | 1:08.5 | _____ |
| | 3 | John Kingery | Portland, Oregon | 12 | 1:06.2 | _____ |
| | 4 | Billy Forrester | Birmingham, Alabama | 3 | 1:03.9 | _____ |
| | 5 | Todd Taylor | Cincinnati, Ohio | 6 | 1:05.34 | _____ |
| | 6 | Jay Koch | Andover, Kansas | 8 | 1:07.0 | _____ |
| | 7 | Mike Carruthers | Boulder, Colorado | 10 | 1:10.6 | _____ |
| 2 | 1 | Greg Rutford | Vermillion, South Dakota | 11 | 1:12.53 | _____ |
| | 2 | Keith Ott | Ballston, New York | 1 | 1:07.0 | _____ |
| | 3 | Jeff Marohl | Wauwatosa, Wisconsin | 7 | 1:05.4 | _____ |
| | 4 | Tim Shaw | Long Beach, California | 13 | 1:03.2 | _____ |
| | 5 | Mike Sullivan | Miami, Florida | 4 | 1:05.3 | _____ |
| | 6 | John Wierik | Newton Square, Pennsylvania | 2 | 1:06.9 | _____ |
| | 7 | Bob Tierney | Dallas, Texas | 9 | 1:09.5 | _____ |

Finals (Write Names In)

| Lane | Name | Region | Place | Time |
|------|-------|--------|-------|------|
| 1 | _____ | | | |
| 2 | _____ | | | |
| 3 | _____ | | | |
| 4 | _____ | | | |
| 5 | _____ | | | |
| 6 | _____ | | | |
| 7 | _____ | | | |
| 8 | _____ | | | |

Take the stairway down to your kind of store...

Harvey's
NORTHTOWN
THE PILLORY

1972 NATIONAL AAU JUNIOR OLYMPICS SWIMMING COMPETITION

Stanley Witter Pool

Thursday, August 17—9:00 Preliminaries; 3:30 Finals
GIRLS 11-12 100 M BREASTSTROKE

National Junior Olympics Record 1:22.7
Lorle Porter—California (1969)



| Heat | Lane | Name | Address | Region | Q. Time | Time |
|------|------|-------------------|---------------------------|--------|---------|-------|
| 1 | 1 | Debby Bosley | Honolulu, H.I. | 5 | 1:30.5 | _____ |
| | 2 | Barbara Buck | Portland, Oregon | 12 | 1:27.4 | _____ |
| | 3 | Marie Conner | Screwsbury, Massachusetts | 1 | 1:26.2 | _____ |
| | 4 | Pam Shettle | Baltimore, Maryland | 2 | 1:21.9 | _____ |
| | 5 | Nancy Norman | Spokane, Washington | 14 | 1:24.4 | _____ |
| | 6 | Kim Hoisington | Golden, Colorado | 10 | 1:27.1 | _____ |
| | 7 | Julie Arbuthnot | Houston, Texas | 9 | 1:28.0 | _____ |
| 2 | 1 | Stephanie Iverson | Yankton, South Dakota | 11 | 1:30.29 | _____ |
| | 2 | Linda Jeary | Oklahoma City, Oklahoma | 8 | 1:27.3 | _____ |
| | 3 | Marianne Sunkel | West Palm Beach, Florida | 4 | 1:24.9 | _____ |
| | 4 | Allison Grant | Newport Beach, California | 13 | 1:20.3 | _____ |
| | 5 | Cindy Brown | Livonia, Michigan | 6 | 1:24.37 | _____ |
| | 6 | Amanda Jane Peet | Atlanta, Georgia | 3 | 1:27.1 | _____ |
| | 7 | Patrica Hyinz | Waukesha, Wisconsin | 7 | 1:27.5 | _____ |

Finals (Write Names In)

| Lane | Name | Region | Place | Time |
|------|-------|--------|-------|-------|
| 1 | _____ | _____ | _____ | _____ |
| 2 | _____ | _____ | _____ | _____ |
| 3 | _____ | _____ | _____ | _____ |
| 4 | _____ | _____ | _____ | _____ |
| 5 | _____ | _____ | _____ | _____ |
| 6 | _____ | _____ | _____ | _____ |
| 7 | _____ | _____ | _____ | _____ |
| 8 | _____ | _____ | _____ | _____ |



BOYS 11-12 100 M BREASTSTROKE

National Junior Olympics Record 1:19.0
Don McKinney—Ohio (1969)

| Heat | Lane | Name | Address | Region | Q. Time | Time |
|------|------|--------------------|-------------------------|--------|---------|-------|
| 1 | 1 | C. B. Smith | Yakima, Washington | 14 | 1:34.1 | _____ |
| | 2 | Kevin McCarron | Brighton, Michigan | 7 | 1:24.8 | _____ |
| | 3 | Joe Lee | Cheyenne, Wyoming | 11 | 1:22.02 | _____ |
| | 4 | Mike Clairmont | Silverspring, Maryland | 2 | 1:19.5 | _____ |
| | 5 | Tom Ward | Ithaca, New York | 1 | 1:21.6 | _____ |
| | 6 | Leslie Oshiro | Wahiawka, H.I. | 5 | 1:23.2 | _____ |
| | 7 | Jeff Barid | Phoenix, Arizona | 10 | 1:25.5 | _____ |
| 2 | 1 | Willy Bratcher | Portland, Oregon | 12 | 1:26.2 | _____ |
| | 2 | W. George Thomason | Hickory, North Carolina | 3 | 1:24.1 | _____ |
| | 3 | David Smith | Cincinnati, Ohio | 6 | 1:21.35 | _____ |
| | 4 | David Nelson | Petaluma, California | 13 | 1:17.6 | _____ |
| | 5 | John Cook | Lake Worth, Florida | 4 | 1:21.1 | _____ |
| | 6 | Bryan Fritscher | Metairie, Louisiana | 9 | 1:23.0 | _____ |
| | 7 | Stuart Haw | Balwin, Missouri | 8 | 1:25.2 | _____ |

Finals (Write Names In)

| Lane | Name | Region | Place | Time |
|------|-------|--------|-------|-------|
| 1 | _____ | _____ | _____ | _____ |
| 2 | _____ | _____ | _____ | _____ |
| 3 | _____ | _____ | _____ | _____ |
| 4 | _____ | _____ | _____ | _____ |
| 5 | _____ | _____ | _____ | _____ |
| 6 | _____ | _____ | _____ | _____ |
| 7 | _____ | _____ | _____ | _____ |
| 8 | _____ | _____ | _____ | _____ |

Welcome to Spokane Junior Olympics


EMPIRE POOLS, INC.

Featuring Custom Empire Pools

Quality Gunite Pools at a practical price—Any size, any shape for Home, Institutional and Commercial.



**Complete Do-It-Yourself
Kits or We'll Install For You**



Call Us Today! Empire Pools, Inc.

HU 9-3655

**W. 90 Hastings Rd.
Spokane, Wa.**

1972 NATIONAL AAU JUNIOR OLYMPICS

SWIMMING COMPETITION

Stanley Witter Pool

Thursday, August 17—9:00 Preliminaries; 3:30 Finals



GIRLS 13-14 100 M BREASTSTROKE

National Junior Olympics Record 1:19.6
Terry Auda—Indiana (1967)

| Heat | Lane | Name | Address | Region | Q. Time | Time |
|------|------|----------------|---------------------------|--------|---------|-------|
| 1 | 1 | Judy Morrison | Oklahoma City, Oklahoma | 8 | 1:27.3 | _____ |
| | 2 | Peggy Zappone | Spokane, Washington | 14 | 1:24.9 | _____ |
| | 3 | Jean Wish | Menonee Falls, Wisconsin | 7 | 1:22.5 | _____ |
| | 4 | Janice Kessel | Chicago, Illinois | 6 | 1:20.84 | _____ |
| | 5 | Amy Deichert | North Palm Beach, Florida | 4 | 1:22.0 | _____ |
| | 6 | Debra Vey Voda | Flushing, New York | 1 | 1:22.6 | _____ |
| | 7 | Lynn Krowell | Kanechi, H.I. | 5 | 1:26.5 | _____ |
| 2 | 1 | Kim McKean | Sioux Falls, South Dakota | 11 | 1:26.81 | _____ |
| | 2 | Jody Gordon | Phoenix, Arizona | 10 | 1:23.1 | _____ |
| | 3 | Debbie Trzynka | Troutdale, Oregon | 12 | 1:22.4 | _____ |
| | 4 | Gina Ittner | Los Angeles, California | 13 | 1:19.6 | _____ |
| | 5 | Kim Shettle | Baltimore, Maryland | 2 | 1:22.0 | _____ |
| | 6 | Kim Dunson | Dallas, Texas | 9 | 1:22.5 | _____ |
| | 7 | Ginger Minor | Memphis, Tennessee | 3 | 1:25.2 | _____ |

Finals (Write Names In)

| Lane | Name | Region | Place | Time |
|------|-------|--------|-------|-------|
| 1 | _____ | _____ | _____ | _____ |
| 2 | _____ | _____ | _____ | _____ |
| 3 | _____ | _____ | _____ | _____ |
| 4 | _____ | _____ | _____ | _____ |
| 5 | _____ | _____ | _____ | _____ |
| 6 | _____ | _____ | _____ | _____ |
| 7 | _____ | _____ | _____ | _____ |
| 8 | _____ | _____ | _____ | _____ |



BOYS 13-14 100 M BREASTSTROKE

National Junior Olympics Record 1:11.4
John Hencken—California (1968)

| Heat | Lane | Name | Address | Region | Q. Time | Time |
|------|------|-----------------|---------------------------|--------|---------|-------|
| 1 | 1 | Doug Matchett | Pullman, Washington | 14 | 1:22.2 | _____ |
| | 2 | Bob Erickson | Chandler, Arizona | 10 | 1:17.8 | _____ |
| | 3 | Bill Morre | Stone Mt., Georgia | 3 | 1:17.1 | _____ |
| | 4 | Bob Synowicki | Lodi, California | 13 | 1:12.6 | _____ |
| | 5 | Jamie Day | Houston, Texas | 9 | 1:15.0 | _____ |
| | 6 | Dan Robinson | Wichita, Kansas | 8 | 1:17.3 | _____ |
| | 7 | Steve Wanaka | Portland, Oregon | 12 | 1:18.1 | _____ |
| 2 | 1 | Steve Halvorsen | Grand Forks, North Dakota | 11 | 1:18.31 | _____ |
| | 2 | Dan Newhall | Maitland, Florida | 4 | 1:17.3 | _____ |
| | 3 | Dave Melville | Waukasha, Wisconsin | 7 | 1:16.1 | _____ |
| | 4 | Chris Woo | Honolulu, H.I. | 5 | 1:12.0 | _____ |
| | 5 | Shafer Henry | Wenonah, New Jersey | 2 | 1:13.3 | _____ |
| | 6 | Dan Griebel | Park Ridge, Illinois | 6 | 1:17.17 | _____ |
| | 7 | Eric Wyszowski | Greenbrook, New Jersey | 1 | 1:18.0 | _____ |

Finals (Write Names In)

| Lane | Name | Region | Place | Time |
|------|-------|--------|-------|-------|
| 1 | _____ | _____ | _____ | _____ |
| 2 | _____ | _____ | _____ | _____ |
| 3 | _____ | _____ | _____ | _____ |
| 4 | _____ | _____ | _____ | _____ |
| 5 | _____ | _____ | _____ | _____ |
| 6 | _____ | _____ | _____ | _____ |
| 7 | _____ | _____ | _____ | _____ |
| 8 | _____ | _____ | _____ | _____ |

Fun is our game!

Thoroughbred Racing!



1972 NATIONAL AAU JUNIOR OLYMPICS

SWIMMING COMPETITION

Stanley Witter Pool

Thursday, August 17—9:00 Preliminaries; 3:30 Finals



GIRLS 11-12 100 M FREESTYLE

National Junior Olympics Record 1:02.8
Lianne Sexton—California (1969)

| Heat | Lane | Name | Address | Region | Q. Time | Time |
|------|------|--------------------|---------------------------|--------|---------|-------|
| 1 | 1 | Blossom Evans | Hilo, H.I. | 5 | 1:09.6 | _____ |
| | 2 | Jamie Durham | Kennewick, Washington | 14 | 1:06.6 | _____ |
| | 3 | Julie Stahl | Madison, Wisconsin | 7 | 1:05.8 | _____ |
| | 4 | Diann Dunlevy | Grand Forks, Minnesota | 11 | 1:04.16 | _____ |
| | 5 | Jean Westhoven | Toledo, Ohio | 6 | 1:04.63 | _____ |
| | 6 | Lynn Bell | Houston, Texas | 9 | 1:06.2 | _____ |
| | 7 | Karen Cramer | Balwin, Missouri | 8 | 1:07.2 | _____ |
| 2 | 1 | Susan E. Jones | Decatur, Georgia | 3 | 1:08.2 | _____ |
| | 2 | Donne Tricarico | Brooklyn, New York | 1 | 1:06.5 | _____ |
| | 3 | Margaret Gallagher | Brookhaven, Pennsylvania | 2 | 1:05.2 | _____ |
| | 4 | Tracy Cook | Costa Mesa, California | 13 | 1:03.5 | _____ |
| | 5 | Peytie Halligan | Pompano Beach, Florida | 4 | 1:04.3 | _____ |
| | 6 | Laurie Peterssen | Phoenix, Arizona | 10 | 1:06.2 | _____ |
| | 7 | Cyndi McCullan | Mercer Island, Washington | 12 | 1:06.7 | _____ |

Finals (Write Names In)

| Lane | Name | Region | Place | Time |
|------|-------|--------|-------|------|
| 1 | _____ | | | |
| 2 | _____ | | | |
| 3 | _____ | | | |
| 4 | _____ | | | |
| 5 | _____ | | | |
| 6 | _____ | | | |
| 7 | _____ | | | |
| 8 | _____ | | | |



BOYS 11-12 100 M FREESTYLE

National Junior Olympics Record 1:00.0
James Densmore—Maryland (1969)

| Heat | Lane | Name | Address | Region | Q. Time | Time |
|------|------|-----------------|--------------------------|--------|---------|-------|
| 1 | 1 | Mike McKenzie | Coeurd'Alene, Idaho | 14 | 1:09.1 | _____ |
| | 2 | Scott Fields | Seattle, Washington | 12 | 1:05.1 | _____ |
| | 3 | Bobby Cooper | Orlando, Florida | 4 | 1:04.8 | _____ |
| | 4 | Mickey Termin | Dauphin, Pennsylvania | 2 | 1:01.9 | _____ |
| | 5 | Mark Harrington | Cincinnati, Ohio | 6 | 1:03.22 | _____ |
| | 6 | James Johnson | Glendale, Arizona | 10 | 1:04.8 | _____ |
| | 7 | Herman Clark | Honolulu, H.I. | 5 | 1:05.6 | _____ |
| 2 | 1 | Chip Neubauer | Beloit, Wisconsin | 7 | 1:05.8 | _____ |
| | 2 | Bill Dolan | Billings, Montana | 11 | 1:04.86 | _____ |
| | 3 | Raymond Gregory | Kingsport, Tennessee | 3 | 1:04.0 | _____ |
| | 4 | Walt Hardin | Carmichael, California | 13 | 1:01.2 | _____ |
| | 5 | Robert Hackett | Yonkers, New York | 1 | 1:02.4 | _____ |
| | 6 | David Hall | Jefferson City, Missouri | 8 | 1:04.8 | _____ |
| | 7 | Teddy Knapp | Houston, Texas | 9 | 1:05.3 | _____ |

Finals (Write Names In)

| Lane | Name | Region | Place | Time |
|------|-------|--------|-------|------|
| 1 | _____ | | | |
| 2 | _____ | | | |
| 3 | _____ | | | |
| 4 | _____ | | | |
| 5 | _____ | | | |
| 6 | _____ | | | |
| 7 | _____ | | | |
| 8 | _____ | | | |

1972 NATIONAL JUNIOR OLYMPICS EXTENDS SPECIAL APPRECIATION TO:

The Layrite Corporation of Spokane for providing the design, materials and erection of the awards platform and the torch platform at SFCC;

And the hundreds of individuals who have given freely of their time and energy to make this event possible.

The Games Committee

1972 NATIONAL AAU JUNIOR OLYMPICS

SWIMMING COMPETITION

Stanley Witter Pool

Thursday, August 17—9:00 Preliminaries; 3:30 Finals



GIRLS 13-14 100 M FREESTYLE

National Junior Olympics Record 1:01.5
Cathy Corciane—New Jersey (1967)

| Heat | Lane | Name | Address | Region | Q. Time | Time |
|------|------|--------------------|--------------------------|--------|---------|-------|
| 1 | 1 | Darneen Akeo | Honolulu, H.I. | 5 | 1:09.5 | _____ |
| | 2 | Jackie Harshbarger | Bellevue, Washington | 12 | 1:05.0 | _____ |
| | 3 | Maryann Floyd | Albuquerque, New Mexico | 10 | 1:03.5 | _____ |
| | 4 | Kelly Rowell | Santa Clara, California | 13 | 1:02.0 | _____ |
| | 5 | Kathy Scures | Maitland, Florida | 4 | 1:03.0 | _____ |
| | 6 | Tricia Marxen | Minnesonka, Michigan | 7 | 1:04.1 | _____ |
| | 7 | Sarah McDonald | Spokane, Washington | 14 | 1:06.8 | _____ |
| 2 | 1 | Callen Miller | Fargo, North Dakota | 11 | 1:08.14 | _____ |
| | 2 | Ann Gibson | Dallas, Texas | 9 | 1:05.0 | _____ |
| | 3 | Nonny Hartman | Cincinnati, Ohio | 6 | 1:03.29 | _____ |
| | 4 | Kathy Heddy | Summit, New Jersey | 1 | 1:01.9 | _____ |
| | 5 | Sue Gruszczynski | Berwyn, Pennsylvania | 2 | 1:02.0 | _____ |
| | 6 | Connie Hartman | Ashville, North Carolina | 3 | 1:04.0 | _____ |
| | 7 | Cindy Reynolds | Topeka, Kansas | 8 | 1:05.2 | _____ |

Finals (Write Names In)

| Lane | Name | Region | Place | Time |
|------|-------|--------|-------|------|
| 1 | _____ | | | |
| 2 | _____ | | | |
| 3 | _____ | | | |
| 4 | _____ | | | |
| 5 | _____ | | | |
| 6 | _____ | | | |
| 7 | _____ | | | |
| 8 | _____ | | | |



BOYS 13-14 100 M FREESTYLE

National Junior Olympics Record 56.1
Tom Beyer—Region 3 (1969)

| Heat | Lane | Name | Address | Region | Q. Time | Time |
|------|------|-----------------|---------------------------|--------|---------|-------|
| 1 | 1 | Mark Lang | Spokane, Washington | 14 | 1:03.3 | _____ |
| | 2 | Todd Blandford | Cedar Falls, Indiana | 7 | 59.9 | _____ |
| | 3 | John Skudin | Freeport, New York | 1 | 58.4 | _____ |
| | 4 | Dan Christy | Lodi, California | 13 | 56.8 | _____ |
| | 5 | Tony Bartle | Lansdale, Pennsylvania | 2 | 58.3 | _____ |
| | 6 | Mike Franks | Tucson, Arizona | 10 | 59.1 | _____ |
| | 7 | Mike Graham | Troutdale, Oregon | 12 | 1:01.1 | _____ |
| 2 | 1 | Wayne Medeiros | Mililani, Hawaii | 5 | 1:01.4 | _____ |
| | 2 | Craig Clewe | New Orleans, Louisiana | 9 | 59.5 | _____ |
| | 3 | Andy Coan | Ft. Lauderdale, Florida | 4 | 58.3 | _____ |
| | 4 | Billy Forrester | Birmingham, Alabama | 3 | 56.4 | _____ |
| | 5 | Mark DeVore | Columbus, Ohio | 6 | 58.04 | _____ |
| | 6 | Kirt Fredricks | Norman, Oklahoma | 8 | 58.8 | _____ |
| | 7 | Larry Berg | Sioux Falls, South Dakota | 11 | 1:00.85 | _____ |

Finals (Write Names In)

| Lane | Name | Region | Place | Time |
|------|-------|--------|-------|------|
| 1 | _____ | | | |
| 2 | _____ | | | |
| 3 | _____ | | | |
| 4 | _____ | | | |
| 5 | _____ | | | |
| 6 | _____ | | | |
| 7 | _____ | | | |
| 8 | _____ | | | |

1972 NATIONAL AAU JUNIOR OLYMPICS

SWIMMING COMPETITION

Stanley Witter Pool

Thursday, August 17—9:00 Preliminaries; 3:30 Finals



GIRLS 11-12 200 M INDIVIDUAL MEDLEY

National Junior Olympics Record 2:37.1
Carol Ruis—Michigan (1969)

| Heat | Lane | Name | Address | Region | Q. Time | Time |
|------|------|-------------------|---------------------------|--------|---------|-------|
| 1 | 1 | Nancy Norman | Spokane, Washington | 14 | 2:56.4 | _____ |
| | 2 | Susan E. Jones | Decatur, Georgia | 3 | 2:46.2 | _____ |
| | 3 | Kate Galvin | Rumson, New Jersey | 1 | 2:43.6 | _____ |
| | 4 | Sue Bird | San Pedro, Calif. | 13 | 2:39.6 | _____ |
| | 5 | Kathy Rhodenbaugh | Cincinnati, Ohio | 6 | 2:40.65 | _____ |
| | 6 | Gail Workman | Denver, Colorado | 10 | 2:45.3 | _____ |
| | 7 | Diann Dunlevy | Grand Forks, Minnesota | 11 | 2:48.06 | _____ |
| 2 | 1 | Debby Bosley | Honolulu, Hawaii | 5 | 2:56.0 | _____ |
| | 2 | Lynn Bell | Houston, Texas | 9 | 2:45.7 | _____ |
| | 3 | Cyndi McCullan | Mercer Island, Washington | 12 | 2:43.5 | _____ |
| | 4 | Pam Shettle | Baltimore, Maryland | 2 | 2:38.0 | _____ |
| | 5 | Leslie Bush | Melbourne, Florida | 4 | 2:40.4 | _____ |
| | 6 | Judy Tocher | Edina, Michigan | 7 | 2:45.2 | _____ |
| | 7 | Paula Vernon | Topeka, Kansas | 8 | 2:47.8 | _____ |

Finals (Write Names In)

| Lane | Name | Region | Place | Time |
|------|-------|--------|-------|------|
| 1 | _____ | | | |
| 2 | _____ | | | |
| 3 | _____ | | | |
| 4 | _____ | | | |
| 5 | _____ | | | |
| 6 | _____ | | | |
| 7 | _____ | | | |
| 8 | _____ | | | |



BOYS 11-12 200 M INDIVIDUAL MEDLEY

National Junior Olympics Record 2:27.4
Bill Chao—California (1969)

| Heat | Lane | Name | Address | Region | Q. Time | Time |
|------|------|----------------|--------------------------|--------|---------|-------|
| 1 | 1 | Brian McGuire | Yakima, Washington | 14 | 2:50.5 | _____ |
| | 2 | David Hall | Jefferson City, Missouri | 8 | 2:43.7 | _____ |
| | 3 | Mike Clairmont | Silver Springs, Maryland | 2 | 2:36.8 | _____ |
| | 4 | James Johnson | Glendale, Arizona | 10 | 2:34.3 | _____ |
| | 5 | Robert Hackett | Yonkers, New York | 1 | 2:35.2 | _____ |
| | 6 | Glen Yanaguchi | Wahiaw, Hawaii | 5 | 2:40.9 | _____ |
| | 7 | William Paulas | Fort Worth, Texas | 9 | 2:47.1 | _____ |
| 2 | 1 | Brad Rockwell | Billings, Montana | 11 | 2:48.98 | _____ |
| | 2 | Kevin McCarron | Brighton, Michigan | 7 | 2:42.9 | _____ |
| | 3 | Glynn Perry | Jonesboro, Georgia | 3 | 2:36.6 | _____ |
| | 4 | David Nelson | Petaluma, California | 13 | 2:31.1 | _____ |
| | 5 | David Smith | Cincinnati, Ohio | 6 | 2:34.67 | _____ |
| | 6 | John Cook | Lake Worth, Florida | 4 | 2:39.5 | _____ |
| | 7 | Jon Perkins | Issaquah, Washington | 12 | 2:43.9 | _____ |

Finals (Write Names In)

| Lane | Name | Region | Place | Time |
|------|-------|--------|-------|------|
| 1 | _____ | | | |
| 2 | _____ | | | |
| 3 | _____ | | | |
| 4 | _____ | | | |
| 5 | _____ | | | |
| 6 | _____ | | | |
| 7 | _____ | | | |
| 8 | _____ | | | |

1972 NATIONAL AAU JUNIOR OLYMPICS

SWIMMING COMPETITION

Stanley Witter Pool

Thursday, August 17—9:00 Preliminaries; 3:30 Finals



GIRLS 13-14 200 M INDIVIDUAL MEDLEY

National Junior Olympics Record 2:32.5
Cathy Corcione—New Jersey (1967)

| Heat | Lane | Name | Address | Region | Q. Time | Time |
|------|------|------------------|------------------------|--------|---------|-------|
| 1 | 1 | Mary Moberly | Great Falls, Montana | 11 | 2:48.0 | _____ |
| | 2 | Jo Dea Eckstrom | Marshall, Michigan | 7 | 2:40.9 | _____ |
| | 3 | Kathy Hemmer | Littleton, Colorado | 10 | 2:36.9 | _____ |
| | 4 | Christa Belardi | Anaheim, California | 13 | 2:36.0 | _____ |
| | 5 | Nonny Hartman | Cincinnati, Ohio | 6 | 2:34.31 | _____ |
| | 6 | Rosemary Seaman | Winter Park, Florida | 4 | 2:37.5 | _____ |
| | 7 | Meg Hutsey | Wichita, Kansas | 8 | 2:43.1 | _____ |
| 2 | 1 | Peggy Zappone | Spokane, Washington | 14 | 2:44.2 | _____ |
| | 2 | Heidi Jachtuber | Atlanta, Georgia | 3 | 2:39.4 | _____ |
| | 3 | Bonnie McPherson | New Orleans, Louisiana | 9 | 2:36.2 | _____ |
| | 4 | Kathy Heddy | Summit, New Jersey | 1 | 2:32.9 | _____ |
| | 5 | Kim Shettle | Baltimore, Maryland | 2 | 2:33.4 | _____ |
| | 6 | Judy Bowen | Eugene, Oregon | 12 | 2:37.4 | _____ |
| | 7 | Doria Ho | Kailua, H.I. | 5 | 2:42.7 | _____ |

Finals (Write Names In)

| Lane | Name | Region | Place | Time |
|------|-------|--------|-------|------|
| 1 | _____ | | | |
| 2 | _____ | | | |
| 3 | _____ | | | |
| 4 | _____ | | | |
| 5 | _____ | | | |
| 6 | _____ | | | |
| 7 | _____ | | | |
| 8 | _____ | | | |



BOYS 13-14 200 M INDIVIDUAL MEDLEY


National Junior Olympics Record 2:19.8
Murphy Reinschreiber—Ohio (1968)

| Heat | Lane | Name | Address | Region | Q. Time | Time |
|------|------|-----------------|----------------------------|--------|---------|-------|
| 1 | 1 | No Entry | No Entry | 8 | No T | _____ |
| | 2 | Pat Devlin | Phoenix, Arizona | 10 | 2:31.3 | _____ |
| | 3 | Scott Spann | Greenville, South Carolina | 3 | 2:25.6 | _____ |
| | 4 | Shafer Henry | Wenonah, New Jersey | 2 | 2:22.0 | _____ |
| | 5 | John Kingery | Portland, Oregon | 12 | 2:24.4 | _____ |
| | 6 | Jeff Marohl | Wanwatsa, Wisconsin | 7 | 2:27.2 | _____ |
| | 7 | Steve Halvorsen | Grand Forks, North Dakota | 11 | 2:33.19 | _____ |
| 2 | 1 | Craig Benson | Spokane, Washington | 14 | 2:40.5 | _____ |
| | 2 | Hank Bruns | Baton Rouge, Louisiana | 9 | 2:29.8 | _____ |
| | 3 | Mark DeVore | Columbus, Ohio | 6 | 2:25.32 | _____ |
| | 4 | Mark Lobaugh | Lodi, California | 13 | 2:20.4 | _____ |
| | 5 | Mike Sullivan | Miami, Florida | 4 | 2:23.3 | _____ |
| | 6 | Kevin Connell | Poughkeepsie, New York | 1 | 2:26.0 | _____ |
| | 7 | Chris Woo | Honolulu, H.I. | 5 | 2:31.4 | _____ |

Finals (Write Names In)

| Lane | Name | Region | Place | Time |
|------|-------|--------|-------|------|
| 1 | _____ | | | |
| 2 | _____ | | | |
| 3 | _____ | | | |
| 4 | _____ | | | |
| 5 | _____ | | | |
| 6 | _____ | | | |
| 7 | _____ | | | |
| 8 | _____ | | | |

Debbie Meyer Joins White Stag-Speedo



Debbie Meyer, three-time Olympic gold medal winner, and a winner who always wore Speedo, has joined the advisory staff of White Stag-Speedo.

White Stag-Speedo, 5203 S.E. Johnson Creek Boulevard, Portland, Oregon 97206. Canadian headquarters: Botnick Industries, Ltd., 5650 Iberville Street, Montreal 331, Quebec. Phone: (514) 279-7201.

White Stag-Speedo



1972 NATIONAL AAU JUNIOR OLYMPICS

SWIMMING COMPETITION

Stanley Witter Pool

Thursday, August 17—9:00 Preliminaries; 3:30 Finals



GIRLS 11-12 400 MEDLEY RELAY

National Junior Olympics Record 4:58.96
Region 13 (1971)

| Heat | Lane | Name | Address | Region | Q. Time | Time |
|------|------|-------|---------|--------|---------|-------|
| 1 | 1 | _____ | _____ | 1 | _____ | _____ |
| | 2 | _____ | _____ | 14 | _____ | _____ |
| | 3 | _____ | _____ | 12 | _____ | _____ |
| | 4 | _____ | _____ | 3 | _____ | _____ |
| | 5 | _____ | _____ | 2 | _____ | _____ |
| | 6 | _____ | _____ | 9 | _____ | _____ |
| | 7 | _____ | _____ | 8 | _____ | _____ |
| 2 | 1 | _____ | _____ | 6 | _____ | _____ |
| | 2 | _____ | _____ | 10 | _____ | _____ |
| | 3 | _____ | _____ | 11 | _____ | _____ |
| | 4 | _____ | _____ | 13 | _____ | _____ |
| | 5 | _____ | _____ | 4 | _____ | _____ |
| | 6 | _____ | _____ | 7 | _____ | _____ |
| | 7 | _____ | _____ | 5 | _____ | _____ |

Finals (Write Names In)

| Lane | Name | Region | Place | Time |
|------|-------|--------|-------|-------|
| 1 | _____ | _____ | _____ | _____ |
| 2 | _____ | _____ | _____ | _____ |
| 3 | _____ | _____ | _____ | _____ |
| 4 | _____ | _____ | _____ | _____ |
| 5 | _____ | _____ | _____ | _____ |
| 6 | _____ | _____ | _____ | _____ |
| 7 | _____ | _____ | _____ | _____ |
| 8 | _____ | _____ | _____ | _____ |



BOYS 11-12 400 MEDLEY RELAY

National Junior Olympics Record 4:42.2
Region 13 (1949)

| Heat | Lane | Name | Address | Region | Q. Time | Time |
|------|------|-------|---------|--------|---------|-------|
| 1 | 1 | _____ | _____ | 4 | _____ | _____ |
| | 2 | _____ | _____ | 7 | _____ | _____ |
| | 3 | _____ | _____ | 3 | _____ | _____ |
| | 4 | _____ | _____ | 13 | _____ | _____ |
| | 5 | _____ | _____ | 2 | _____ | _____ |
| | 6 | _____ | _____ | 11 | _____ | _____ |
| | 7 | _____ | _____ | 5 | _____ | _____ |
| 2 | 1 | _____ | _____ | 9 | _____ | _____ |
| | 2 | _____ | _____ | 8 | _____ | _____ |
| | 3 | _____ | _____ | 14 | _____ | _____ |
| | 4 | _____ | _____ | 1 | _____ | _____ |
| | 5 | _____ | _____ | 12 | _____ | _____ |
| | 6 | _____ | _____ | 10 | _____ | _____ |
| | 7 | _____ | _____ | 6 | _____ | _____ |

Finals (Write Names In)

| Lane | Name | Region | Place | Time |
|------|-------|--------|-------|-------|
| 1 | _____ | _____ | _____ | _____ |
| 2 | _____ | _____ | _____ | _____ |
| 3 | _____ | _____ | _____ | _____ |
| 4 | _____ | _____ | _____ | _____ |
| 5 | _____ | _____ | _____ | _____ |
| 6 | _____ | _____ | _____ | _____ |
| 7 | _____ | _____ | _____ | _____ |
| 8 | _____ | _____ | _____ | _____ |

1972 NATIONAL AAU JUNIOR OLYMPICS

SWIMMING COMPETITION

Stanley Witter Pool

Thursday, August 17—9:00 Preliminaries; 3:30 Finals



GIRLS 13-14 400 MEDLEY RELAY

National Junior Olympics Record 4:46.5
Region 13 (1969)

| Heat | Lane | Name | Address | Region | Q. Time | Time |
|------|------|------|---------|--------|---------|------|
| 1 | 1 | | | 6 | | |
| | 2 | | | 10 | | |
| | 3 | | | 13 | | |
| | 4 | | | 2 | | |
| | 5 | | | 8 | | |
| | 6 | | | 5 | | |
| | 7 | | | 12 | | |
| 2 | 1 | | | 3 | | |
| | 2 | | | 9 | | |
| | 3 | | | 1 | | |
| | 4 | | | 4 | | |
| | 5 | | | 14 | | |
| | 6 | | | 7 | | |
| | 7 | | | 11 | | |

Finals (Write Names In)

| Lane | Name | Region | Place | Time |
|------|------|--------|-------|------|
| 1 | | | | |
| 2 | | | | |
| 3 | | | | |
| 4 | | | | |
| 5 | | | | |
| 6 | | | | |
| 7 | | | | |
| 8 | | | | |



BOYS 13-14 400 MEDLEY RELAY

National Junior Olympics Record 4:18.6
Region 13 (1968)

| Heat | Lane | Name | Address | Region | Q. Time | Time |
|------|------|------|---------|--------|---------|------|
| 1 | 1 | | | 6 | | |
| | 2 | | | 1 | | |
| | 3 | | | 12 | | |
| | 4 | | | 4 | | |
| | 5 | | | 13 | | |
| | 6 | | | 9 | | |
| | 7 | | | 2 | | |
| 2 | 1 | | | 7 | | |
| | 2 | | | 3 | | |
| | 3 | | | 14 | | |
| | 4 | | | 11 | | |
| | 5 | | | 8 | | |
| | 6 | | | 5 | | |
| | 7 | | | 10 | | |

Finals (Write Names In)

| Lane | Name | Region | Place | Time |
|------|------|--------|-------|------|
| 1 | | | | |
| 2 | | | | |
| 3 | | | | |
| 4 | | | | |
| 5 | | | | |
| 6 | | | | |
| 7 | | | | |
| 8 | | | | |

Compliments of the following National Junior Olympic Boosters:
 COLUMBIA ELECTRIC
 NORTHTOWN SHOPPING CENTER
 ROBERT M. MEATH
 ROBERT DELLWO FAMILY